

Supercar Challenge - Race 1

2 - 4 October 2015
Spa Francorchamps - 7004 mtr.




Pos	Nbr	Name / Entrant	Car	Cls	PIC	Gap	Total time	Fastest	In	Avg. Speed
1	181	Shahin-Engel Reiter Engineering	Lamborghini Gallardo R-EX	SGT	1	-- 25 laps --	1:02:25.434	2:20.479	14	168,30
2	131	Storm-Bouwhuis Storm-Taq Point Motorsport	BMW Z4 GT3	SGT	2	55.289	1:03:20.723	2:23.735	8	165,85
3	101	Grouwels-Snoeks Team RaceArt	Dodge Viper GT3-R	SGT	3	57.503	1:03:22.937	2:20.009	16	165,75
4	174	Morcillo-Cintrano Neil Garner Motorsport	Mosler MT900R	SGT	4	1:14.271	1:03:39.705	2:23.036	9	165,02
5	121	Köhler-Kuijjer Divitec Racing	Solution F V8	SGT	5	1:34.101	1:03:59.535	2:25.380	3	164,17
6	171	Lequeux-Naveaux-Ueberecken Prime Racing	Ginetta Nissan LMP3	SGT	6	-- 24 laps --	1:02:30.079	2:28.569	5	161,36
7	305	Dontje-Kool DayVtec	Corvette GT4	GTB	1	1.537	1:02:31.616	2:27.269	3	161,30
8	336	Simon Atkinson Backdraft Motorsport	Dodge Viper	GTB	2	16.330	1:02:46.409	2:31.704	16	160,66
9	399	Lamster-Molenaar Euroseal / EMG Motorsport	Porsche 997 GT3	GTB	3	29.014	1:02:59.093	2:27.101	3	160,12
10	302	Marcel van Berlo Van Berlo Racing	Porsche 997 GT3	GTB	4	51.041	1:03:21.120	2:33.294	18	159,20
11	369	Aart Bosman ABW Racing	Porsche 997 GT3	GTB	5	1:02.140	1:03:32.219	2:33.082	4	158,73
12	402	Bogaerts-van der Aa European Staffing by JR Motorsport	BMW M3 E90 WTCC	SS	1	1:39.926	1:04:10.005	2:34.137	23	157,18
13	471	van Loon-van der Kooi Van der Kooi Racing	Lotus Exige	SS	2	1:41.239	1:04:11.318	2:34.622	18	157,12
14	351	Hayes-Lindsay Intersport Racing	Lamborghini Gallardo	GTB	6	2:18.287	1:04:48.366	2:32.655	18	155,62
15	421	van Bellingen-van Rompuy EMG Motorsport	BMW WTCC	SS	3	-- 23 laps --	1:03:43.979	2:37.846	13	151,65
16	309	Dirk Schulz Topper Team	Porsche 997 GT3	GTB	7	1.481	1:03:45.460	2:39.554	23	151,59
17	422	Dennis Houweling Ferry Monster Autosport	Seat Sport Leon Cup Racer	SS	4	9.886	1:03:53.865	2:38.371	7	151,26
18	444	Ronald van Loon BlueBerry Racing	BMW E46 M3	SS	5	11.368	1:03:55.347	2:39.573	22	151,20
19	412	Eric van den Munckhof Munckhof Racing / vd Pas Racing	BMW Z4	SS	6	55.214	1:04:39.193	2:36.811	6	149,49
20	452	Michael Smith PDS Racing	Seat Leon Supercoppa MKII	SS	7	1:19.187	1:05:03.166	2:43.599	7	148,57
21	343	Daan Meijer Lammertink Racing	Porsche 997 GT3	GTB	8	-- 22 laps --	58:16.206	2:33.085	2	158,66
22	312	Verhelst-Verheyen GHK Racing (Speedlover)	Porsche 991	GTB	9	4:25.535	1:02:41.741	2:33.917	22	147,46
23	555	Bergsma-de Jong Van der Kooi Racing	Lotus Exige	S	1	5:32.225	1:03:48.431	2:45.217	17	144,89
24	505	Voet-van den Broeck Traxx Racing	Peugot RCZ	S	2	5:39.797	1:03:56.003	2:47.427	15	144,60
25	513	Kim Troeijen AT Motorsport	Ford Focus Silhouette	S	3	6:21.263	1:04:37.469	2:49.292	18	143,06

Fastest time : 2:20.009 in lap 16 by nbr. 101 : Team RaceArt (Dodge Viper GT3-R)

Publication-time

Results and Laptimes : www.raceresults.nu

Timekeeping by : RSTime by TimeService.nl

Clerk of the Course  Bobbe Veldkamp Lic: 10710	Steward	Timekeeper  Harald Roelse	
Page 1 of 2	Results remain provisional pending technical examination and decisions from the stewards of the meeting		

Supercar Challenge - Race 1

2 - 4 October 2015
Spa Francorchamps - 7004 mtr.

Pos	Nbr	Name / Entrant	Car	Cls	PIC	Gap	Total time	Fastest	In	Avg. Speed
26	525	Griffin-Bressington West Suffolk Racing	BMW E36 M3	S	4	6:33.528	1:04:49.734	2:48.742	5	142,61
27	504	Rob Nieman Spirit Racing	Renault Clio RS 2.0	S	5	6:36.561	1:04:52.767	2:51.070	4	142,49
28	545	Niels Kool DayVTec	Renault Clio	S	6	6:36.666	1:04:52.872	2:48.624	9	142,49
29	546	Wiebe Wytzes EMG Motorsport	Renault Clio 3	S	7	6:42.456	1:04:58.662	2:49.299	18	142,28
30	102	Henry Zumbrink Volvo Reede Racing by DayVTec	Volvo S60 V8	SGT	7	-- 19 laps --	50:55.418	2:23.769	3	156,79
31	350	Donaldson-Clarke Intersport Racing	Porsche 997 GT3	GTB	10	-- 18 laps --	50:59.991	2:33.632	2	148,32
NOT CLASSIFIED Classification Limit (75% of 25 laps) = 18 laps										
DNC	432	Neary-Short Rollcentre Racing	BMW M3 V8	SS	8	16 laps	43:37.227	2:34.183	15	154,14
DNC	106	Koebolt-Caransa DayVTec	Volvo S60 V8	SGT	8	8 laps	19:30.583	2:24.212	3	172,32
DNC	110	Vandierendonck-van Hooydonk Shipex SRT Racing	Corvette	SGT	9	7 laps	17:19.029	2:24.839	4	169,87
DNC	403	de Groot-de Graaf JR Motorsport	BMW 132 GTR	SS	9	6 laps	23:03.747	2:38.952	4	109,33
DNC	405	Luc de Cock Deldiche Racing	Lotus 2/11 GT4	SS	10	5 laps	13:48.534	2:38.854	3	152,16
DNC	420	de Borst-de Kleijn FEBO Racing Team / FMA	Seat Sport Leon Cup Racer	SS	11	3 laps	8:29.656	2:37.974	2	148,42
DNC	375	Ward Sluys Prodiexo Racing	BMW M4 Silhouette	GTB	11	2 laps	5:15.911	2:33.560	2	159,62
DNC	489	Guino Kenis G&A Racing	BMW E92 M3 GT4	SS	12	2 laps	5:46.318	2:37.685	2	145,61
DNS	173	Berry van Elk BlueBerry Racing	Mosler MT900R	SGT	10	0 laps			0	
DNS	451	Rijnbeek AT Motorsport	ATR3	SS	13	0 laps			0	




Time penalty of 10s for ignoring track limits: Cars# 351, 412, 525

Time penalty of 30s for ignoring track limits: Car# 421

Fastest time : 2:20.009 in lap 16 by nbr. 101 : Team RaceArt (Dodge Viper GT3-R)

Results and Laptimes : www.raceresults.nu

Timekeeping by : RSTime by TimeService.nl

Clerk of the Course  Bobbe Veldkamp Lic: 10710		Steward	Timekeeper  Harald Roelse	Publication-time 
Page 2 of 2	Results remain provisional pending technical examination and decisions from the stewards of the meeting			

Supercar Challenge - Race 1

2 - 4 October 2015
Spa Francorchamps - 7004 mtr.

Nbr	Name / Team name	1	2	3	4	5	6	7	8	9	10	11	12	13	14	15	16	17	18	19	20	21	22	23	24	
101	Grouwels-Snoeks	2:25:203	2:24:133	2:24:753	2:25:009	2:25:429	2:25:536	2:25:823	2:24:601	2:26:222	2:26:832	2:27:746	2:26:856	2:30:123	4:37:968	2:23:788	2:20:009	2:20:983	2:25:597	2:27:044	2:37:671	2:31:730	2:26:087	2:32:828	2:29:902	
102	Henry Zumbink	2:27:058	2:24:770	2:23:768	2:23:944	2:25:402	2:26:091	2:25:440	2:24:940	2:27:173	2:27:859	2:27:059	2:26:073	2:30:646	4:40:072	2:27:680	2:27:281	2:26:479	3:06:596	4:07:086						
106	Koebolt-Caransa	2:30:360	2:24:307	2:24:212	2:25:258	2:26:443	2:25:910	2:27:259	2:26:834																	
110	Vandierendonck-van Hooydonk	2:30:249	2:26:759	2:25:243	2:24:839	2:24:902	2:25:698	2:41:339																		
121	Köhler-Kuljer	2:31:472	2:26:272	2:26:380	2:25:985	2:26:924	2:26:340	2:29:790	2:26:579	2:27:654	2:27:403	2:27:073	2:26:438	2:31:454	2:26:957	2:27:058	2:28:389	3:59:880	2:35:183	2:34:968	2:34:608	2:33:981	2:34:326	2:36:414	2:34:286	
131	Storm-Bouwhuis	2:29:883	2:25:371	2:24:247	2:25:078	2:26:026	2:26:426	2:25:487	2:23:735	2:24:160	2:25:080	2:28:600	2:26:052	2:26:864	2:25:112	2:27:061	4:07:555	2:30:834	2:32:186	2:31:407	2:31:747	2:30:831	2:32:371	2:30:449	2:31:843	
171	Lequeux-Naveaux-Ueberecker	2:40:522	2:33:074	2:32:866	2:29:069	2:28:569	2:29:886	2:29:496	2:32:580	2:29:233	2:28:627	2:29:945	2:31:180	2:32:962	4:09:281	2:35:703	2:33:794	2:33:681	2:37:646	2:33:584	2:34:999	2:32:831	2:29:510	2:30:214	2:29:894	
174	Morcillo-Cintrano	2:33:724	2:24:909	2:25:343	2:23:574	2:24:457	2:24:580	2:25:886	2:24:302	2:23:036	2:24:469	2:26:772	2:25:859	2:27:677	2:25:659	4:05:624	2:32:226	2:32:710	2:33:491	2:30:751	2:31:141	2:34:355	2:32:094	2:31:661	2:35:940	
181	Shahin-Enge	2:27:500	2:22:500	2:21:376	2:21:398	2:23:289	2:24:124	2:21:138	2:22:608	2:21:578	2:21:358	2:22:549	2:21:985	2:22:630	2:20:479	2:22:469	2:24:234	4:24:706	2:27:506	2:31:377	2:28:601	2:29:866	2:28:394	2:32:508	2:29:922	
302	Marcel van Berlo	2:39:798	2:33:425	2:34:272	2:34:718	2:33:719	2:34:403	2:33:364	2:34:199	2:34:893	2:35:358	2:35:045	2:37:211	3:56:427	2:33:966	2:34:106	2:34:399	2:34:072	2:33:294	2:34:638	2:34:867	2:33:749	2:37:322	2:34:386	2:38:625	
305	Domtje-Kool	2:32:434	2:27:522	2:27:269	2:27:367	2:29:880	2:27:467	2:30:039	2:28:533	2:27:907	2:28:887	2:29:537	2:31:303	2:29:763	2:30:335	4:39:520	2:36:044	2:34:783	2:33:167	2:31:859	2:30:972	2:33:529	2:36:912	2:32:902	2:33:315	
309	Dirk Schulz	2:48:386	2:46:727	2:43:696	2:43:411	2:42:050	2:40:953	2:41:483	2:40:666	2:46:043	2:41:742	2:41:774	2:40:905	2:43:220	2:47:505	4:03:677	2:42:431	2:41:665	2:43:715	2:39:561	2:39:692	2:42:207	2:41:419	2:39:554		
312	Verhelst-Verheyen	2:45:315	2:41:564	3:37:063	4:05:685	2:43:258	2:42:377	2:41:758	2:43:514	2:45:448	2:43:764	2:47:305	4:13:620	2:38:105	2:38:561	2:39:697	2:38:653	2:37:927	2:35:559	2:35:518	2:35:978	2:34:872	2:33:917			
336	Simon Atkinson	2:34:088	2:31:739	2:32:046	2:32:288	2:32:777	2:32:686	2:31:800	2:32:099	2:32:708	2:31:979	2:32:439	2:34:777	4:08:828	2:32:397	2:32:534	2:31:704	2:34:287	2:35:387	2:33:038	2:31:826	2:33:339	2:33:921	2:33:322	2:33:618	
343	Daan Meijer	2:38:669	2:33:065	2:33:770	2:34:052	2:33:679	2:33:737	2:34:366	2:33:997	2:34:383	2:34:815	2:35:207	2:34:636	2:37:454	3:54:400	2:35:423	2:34:984	2:34:488	2:33:547	2:34:413	2:34:785	2:34:259	2:46:434			
350	Donaldson-Clarke	2:36:342	2:33:632	2:34:457	2:34:732	2:34:577	2:38:052	2:36:542	2:35:783	2:37:056	2:37:435	2:38:165	2:36:663	2:40:913	5:29:545	2:42:228	2:41:816	2:43:575	3:26:904							
351	Hayes-Lindsay	2:42:657	2:37:378	2:38:704	2:39:151	2:38:959	2:35:956	2:36:466	2:35:795	2:37:686	2:36:474	2:38:265	2:46:615	4:41:231	2:34:092	2:34:719	2:34:109	2:34:028	2:32:655	2:33:388	2:32:857	2:33:507	2:33:436	2:34:327	2:34:729	
369	Aart Bosman	2:42:442	2:37:033	2:33:567	2:33:082	2:33:654	2:33:999	2:34:012	2:35:324	2:34:812	2:33:632	2:34:687	2:34:906	2:36:044	3:54:819	2:34:333	2:33:410	2:34:191	2:34:191	2:34:324	2:36:058	2:36:927	2:36:411	2:35:434	2:37:880	
375	Ward Sliuys	2:40:820	2:39:860																							
399	Lamster-Molenaar	2:31:076	2:28:517	2:27:101	2:27:602	2:29:406	2:28:009	2:29:300	2:28:109	2:28:625	2:29:214	2:30:051	2:31:968	2:29:515	2:29:330	2:29:778	2:30:097	4:48:082	2:37:894	2:37:590	2:38:990	2:37:998	2:37:256	2:36:877	2:37:308	
402	Bogaerts-van der Aa	2:39:001	2:35:605	2:35:993	2:36:278	2:35:485	2:35:968	2:35:572	2:35:526	2:37:696	4:12:500	2:35:977	2:36:342	2:37:146	2:34:927	2:35:542	2:36:019	2:34:905	2:34:656	2:35:191	2:36:384	2:34:424	2:39:160	2:34:137	2:35:681	
403	de Groot-de Graaf	2:51:623	8:57:706	2:41:550	2:38:952	2:40:384	2:42:824																			
405	Luc de Cock	2:40:413	2:40:739	2:38:854	2:39:910	2:57:105																				
412	Eric van den Munckhof	2:41:910	2:39:994	2:38:039	2:38:500	2:37:831	2:36:811	2:37:667	2:37:718	2:38:969	2:42:481	4:10:759	2:41:530	2:38:398	2:38:748	2:39:886	2:43:604	2:54:094	2:56:683	2:53:545	2:54:775	2:50:782	2:50:859	2:53:126		
420	de Borst-de Kleijn	2:40:205	2:37:974	2:59:783																						
421	van Bellingen-van Rompuy	2:43:281	2:43:926	2:43:643	2:42:315	2:42:572	2:41:021	2:41:350	2:41:174	2:40:848	2:44:184	4:04:958	2:40:217	2:37:846	2:39:343	2:38:661	2:39:627	2:40:345	2:40:658	2:38:934	2:39:687	2:38:988	2:39:346	2:38:915		

Supercar Challenge - Race 1

2 - 4 October 2015 Spa Francorchamps - 7004 mtr.

422	Dennis Houweling	2:39.957	2:40.373	2:39.529	2:39.270	2:38.904	2:38.459	2:38.371	2:39.735	2:39.367	2:44.360	4:00.895	2:44.057	2:39.612	2:40.992	2:43.992	2:40.589	2:41.119	2:40.710	2:43.295	2:42.236	3:01.058	
432	Neary-Short	2:40.131	2:37.730	2:34.562	2:36.948	2:34.238	2:35.159	2:37.485	2:36.767	2:35.209	2:36.209	2:39.137	4:24.136	2:35.790	2:35.298	2:34.183	2:34.259						
444	Ronald van Loon	2:43.025	2:42.433	2:43.543	2:42.463	2:40.087	2:39.918	2:40.744	2:40.451	2:42.837	3:59.396	2:41.017	2:39.727	2:41.559	2:39.800	2:41.432	2:42.147	2:44.635	3:01.920	2:52.080	2:42.712	2:40.652	2:39.573
452	Michael Smith	2:47.448	2:47.519	2:47.011	2:44.761	2:44.403	2:44.639	2:43.589	2:44.318	2:44.156	2:47.842	4:17.110	2:43.911	2:45.405	2:44.145	2:44.536	2:44.639	2:44.292	2:45.683	2:44.477	2:44.222	2:44.391	2:44.829
471	van Loon-van der Kooi	2:38.595	2:37.794	2:34.915	2:36.215	2:36.321	2:35.387	2:35.340	2:37.265	2:35.746	2:39.212	4:04.218	2:37.368	2:37.314	2:35.784	2:36.181	2:35.897	2:34.984	2:34.622	2:35.209	2:36.899	2:34.923	2:37.439
489	Guino Kenis	2:37.021	2:37.685																				2:35.470
504	Rob Nieman	2:54.943	2:51.929	2:53.239	2:51.070	2:53.784	2:52.996	2:54.409	2:53.420	4:09.429	2:52.150	2:51.382	2:52.346	2:54.377	2:52.616	2:53.154	2:53.639	2:52.383	2:52.346	2:52.440	2:51.757	2:51.531	2:51.904
505	Voet-van den Broeck	2:50.740	2:50.222	2:50.245	2:49.603	2:49.113	2:49.239	2:49.087	2:49.853	2:52.267	4:17.998	2:49.795	2:50.355	2:49.086	2:48.153	2:47.427	2:48.061	2:48.459	2:50.947	2:48.985	2:50.195	2:52.450	2:49.210
513	Kim Troeijen	2:54.374	2:50.780	2:51.626	2:51.673	2:50.485	2:50.674	2:53.567	2:55.160	4:12.024	2:52.641	2:51.209	2:50.002	2:50.919	2:54.542	2:54.534	2:51.766	2:53.084	2:49.292	2:50.452	2:50.239	2:50.996	2:51.056
525	Griffin-Bressington	2:52.680	2:50.650	2:50.691	2:49.695	2:48.742	2:51.787	2:49.609	2:49.429	2:49.116	2:50.888	4:22.257	2:50.933	2:52.988	2:51.366	2:52.193	2:55.655	2:52.352	2:54.183	2:54.230	2:53.141	2:51.223	2:49.824
545	Niels Kool	2:54.149	2:51.228	2:50.291	2:49.444	2:49.246	2:51.148	2:49.537	2:50.005	2:48.624	2:52.124	4:23.118	2:50.170	2:50.080	2:49.744	3:09.825	2:53.850	2:53.108	2:51.605	2:51.726	2:52.680	2:52.019	2:53.859
546	Wiebe Wytzes	2:55.557	2:51.394	2:52.078	2:49.688	2:50.567	2:50.113	2:49.308	2:50.913	4:59.471	2:50.867	2:50.060	2:50.022	2:49.837	2:50.289	2:49.571	2:49.700	2:49.322	2:49.299	2:50.391	2:50.597	2:51.702	2:53.074
555	Bergsma-de Jong	2:52.699	2:53.655	2:53.648	2:50.859	2:50.679	2:50.370	2:53.171	4:12.504	2:48.464	2:47.331	2:46.524	2:48.665	2:48.858	2:46.582	2:47.528	3:02.409	2:45.217	2:46.112	2:45.826	2:46.440	2:48.705	2:49.785